

Outdoor Burning Guidelines and Frequently Asked Questions

Helpful information at a glance:

Register and apply for a permit: www.tcesd12permits.com

Activate an existing permit (this must be done daily): (512) 969-6136

What Is Open Burning?

- The burning of materials in an open area where combustion byproducts are released directly into the air without passing through a chimney, stack, or other containment system. It typically includes activities like burning yard waste, brush, or agricultural debris outdoors, and it is subject to local regulations to ensure safety and environmental protection.

General Safety Guidelines

- Always follow local weather advisories and burn bans.
- Ensure the fire is attended at all times by a responsible adult.
- Keep a water source, shovel, or fire extinguisher nearby.
- Maintain a safe distance from structures, vehicles, and power lines.
- *Obtaining a permit from the TCESD12 Fire Prevention Division is a requirement to ensure the safety guidelines are clearly understood and can be effectively followed.*

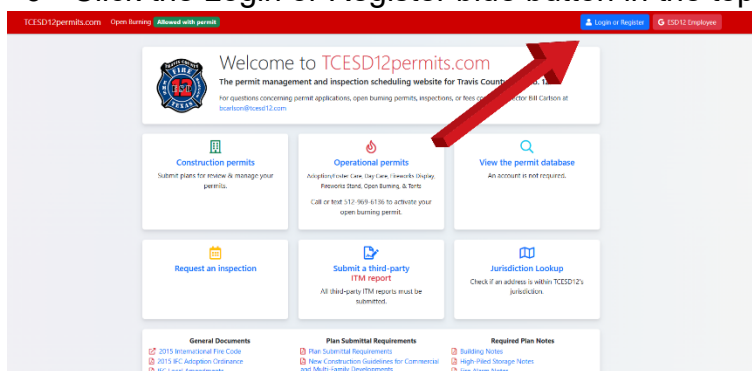
Prohibited Practices

- Burning during high winds or dry conditions.
- Burning hazardous or toxic materials.
- Burning without a permit.

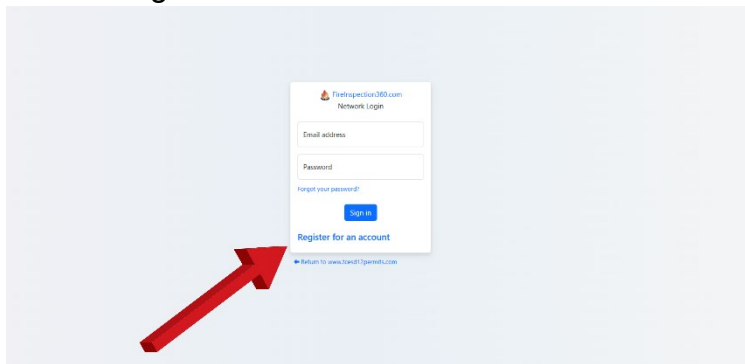
How to Obtain an Open Burning Permit

Step 1: Application Process

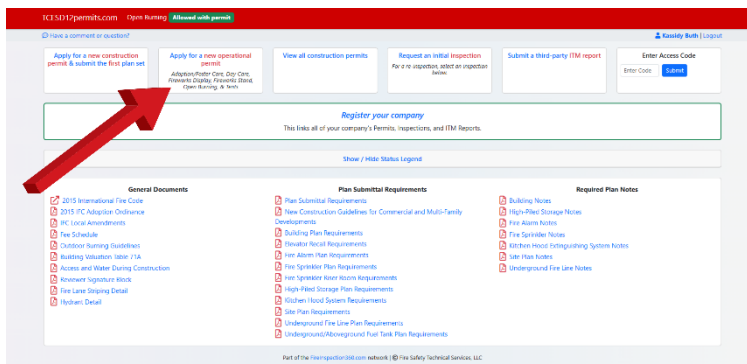
1. Visit www.tcesd12permits.com to start your application.
 - Click the Login or Register blue button in the top right-hand corner.



- Click register for an account.



- Once your account is created, click the Apply for a new operational permit button to begin your permit application.



2. Provide details about the burn location, type of material, and expected duration.

Step 2: Site Inspection

- A TCESD12 Inspector will visit your location to ensure compliance with safety regulations.

Step 3: Daily Permit Activation

- Once approved, activate your permit each day before burning by calling **(512) 969-6136**.

Step 4: Conducting the Burn

- Follow all instructions provided with the permit. Non-compliance may result in fines or permit revocation.

Allowable Conditions for Burning

Burning is permitted only under the following conditions:

1. Weather Conditions:

- Wind direction and weather conditions must prevent smoke and pollutants from posing hazards to public roads, landing strips, navigable waterways, or off-site structures

containing sensitive receptors (e.g., residences, businesses, farm buildings, livestock areas, or greenhouses).

2. **Wind Speeds:**
 - Predicted winds must be between 6–15 mph, with gusts below 23 mph.
 3. **Humidity Levels:**
 - Predicted humidity must be 35% or higher.
 4. **Materials Permitted:**
 - Only natural materials such as trees, limbs, brush, leaves, and grass may be burned. No materials brought in from off-site are allowed; burning is restricted to materials originating from the burn site.
 5. **Pile Size:**
 - Burn piles must not exceed 10 feet by 10 feet.
 6. **Fire Control:**
 - A water source or approved fire-control method (e.g., water hose) must be available on-site.
 7. **Supervision:**
 - Fires must be attended at all times by a competent adult.
 8. **Emergency Communication:**
 - The person supervising the fire must have a way to call 911 in case of an emergency.
 9. **Start and End Times:**
 - Fires may not start until at least one hour after sunrise and must be fully extinguished, with no smoke, at least one hour before sunset.
 10. **Proximity to Structures and Property Lines:**
 - Fires must be at least:
 - 50 feet away from any structure.
 - 100 feet away from any property line unless otherwise approved by the fire code official.
 - 300 feet away from sensitive receptors (e.g., homes, barns, livestock pens, etc.)
 11. **Cleared Area:**
 - A minimum 10-foot area around the burn pile must be cleared of flammable materials.
 12. **Location Restrictions:**
 - Burning is prohibited within the city limits of Manor or Austin.
 13. **Inspections and Revocations:**
 - Controlled burns are subject to unannounced inspections. Permits may be revoked immediately if guidelines are violated, or if the fire poses a public safety risk or becomes a nuisance.
-

Frequently Asked Questions (FAQs)

1. Why do I need a burn permit?

Permits ensure that burning is conducted safely, reduces the risk of wildfires, and complies with state and local regulations.

2. What can I burn with a permit?

Permissible materials include natural vegetation such as brush, limbs, and leaves. Refer to your TCESD12 Inspector for any questions about what you can burn.

3. How do I know if there's a burn ban in effect?

Check our website at www.tcesd12permits.com or contact TCESD12 directly to confirm current conditions.

4. Can I burn without a permit?

No, burning without a valid permit may result in fines and penalties.

5. What should I do if my fire gets out of control?

Call 911 immediately. Never attempt to extinguish large fires without professional assistance.

Contact Information

For additional guidance or questions, reach out to TCESD12:

- **Website:** www.tcesd12permits.com
- **Office phone number:** (512) 272-4502
- **Activate an existing permit:** (512) 969-6136